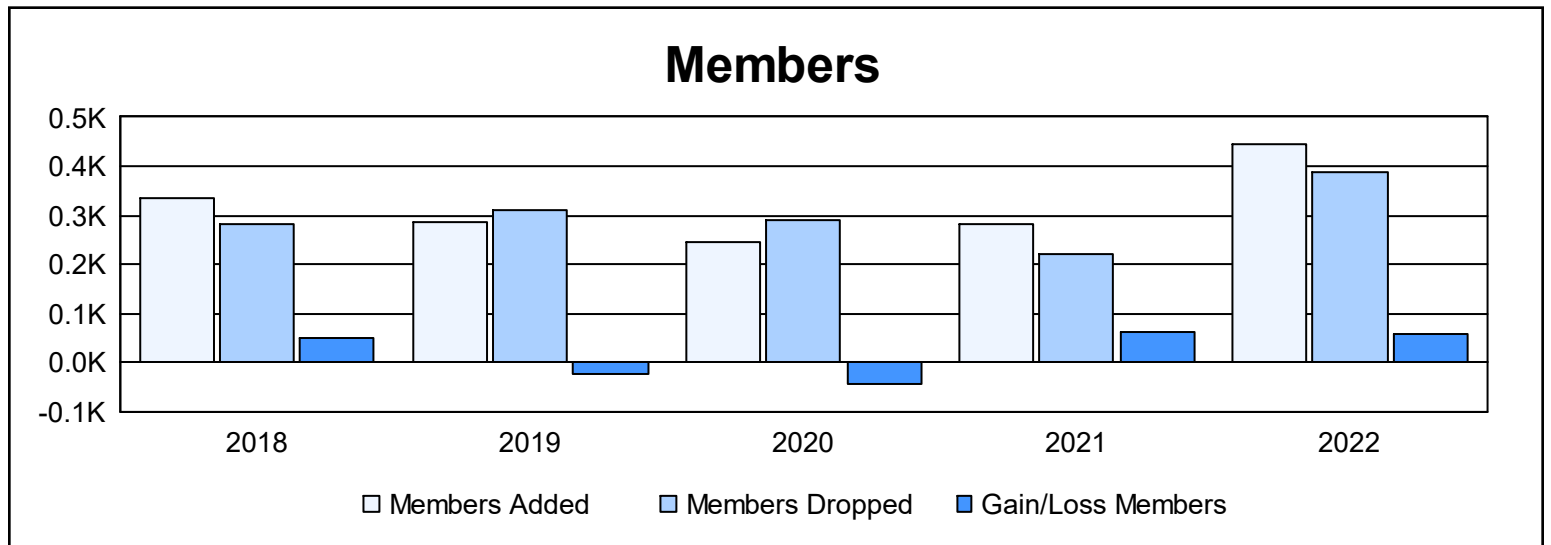
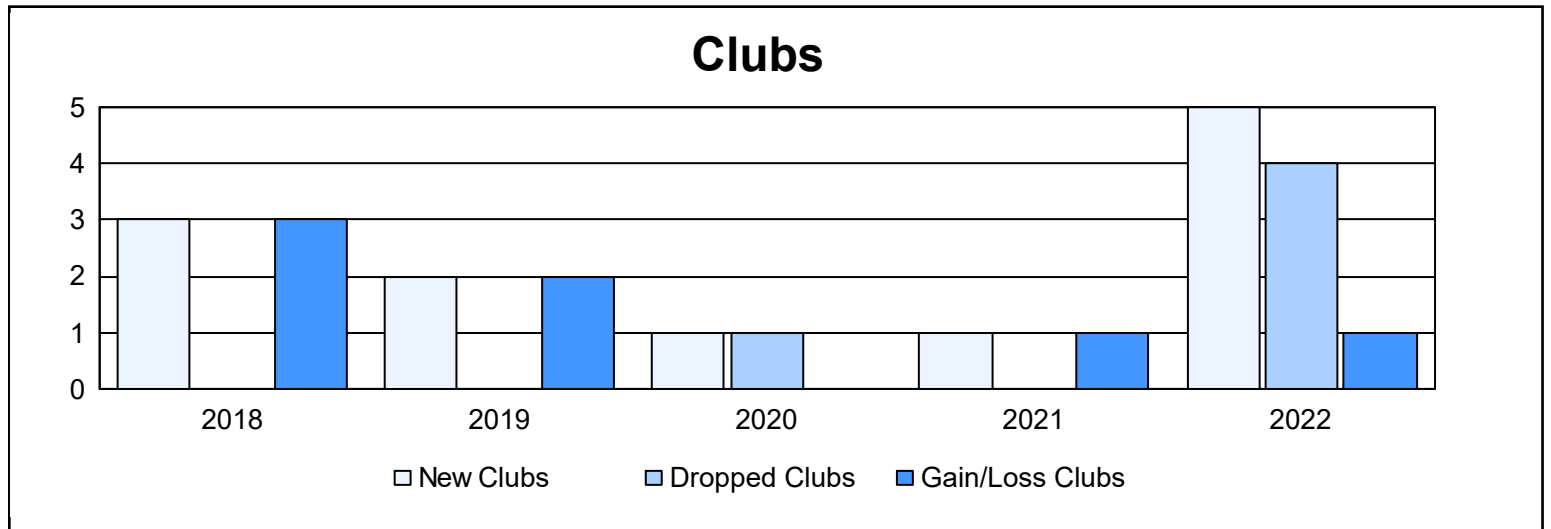
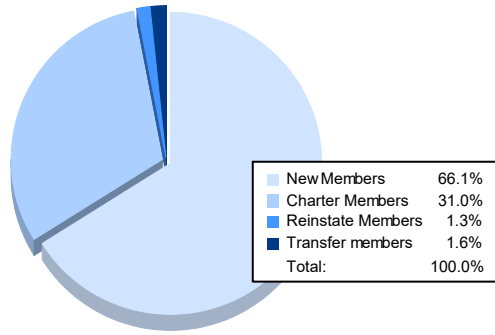


Year	New Clubs	Dropped Clubs	Gain/ Loss Clubs	New Members	Charter Members	Reinstate Members	Transfer Members	Total Member Added	Total Members Dropped	Gain/ Loss Members
2017-2018	3	0	3	234	78	17	5	334	283	51
2018-2019	2	0	2	229	45	5	8	287	309	-22
2019-2020	1	1	0	200	26	13	6	245	290	-45
2020-2021	1	0	1	237	31	6	10	284	221	63
2021-2022	5	4	1	294	138	6	7	445	386	59
<b>Average</b>	<b>2</b>	<b>1</b>	<b>1</b>	<b>239</b>	<b>64</b>	<b>9</b>	<b>7</b>	<b>319</b>	<b>298</b>	<b>21</b>



### Membership Composition June 2022 Cumulative



### Gender Composition June 2022 Cumulative

